



# Terra Felis 2 eco

**HOLMER**   
exxact



11/2015




# HOLMER VarioPick

Only the original cleans beets properly.

The patented HOLMER pickup is being constantly refined. Different conditions, different settings: For the first time, with the new HOLMER VarioPick, the work angle can be adjusted individually in addition to the cleaning performance.

If the sugarbeets are relatively clean, a low work angle ensures minimal fuel consumption and maximum performance; if a large amount of dirt is coming in, a larger work angle provides additional room for cleaned soil and weeds.

- > First automatic hinge on the market
- > Individually adjustable work angle
- > Tried and tested variable cleaning path via 3 independently adjustable types of roller
- > 18 wear-resistant rollers with automatic reversing
- > 140 mm roller diameter
- > 9.5 m pickup width
- > Low revolution speed with high loading capacity
- > Nose cone with exchangeable cone and split cap
- > Optional sprinkler system with up to 1100 litres
- > Optional HOLMER pile divider for large piles



HOLMER VarioPick with individually adjustable work angle




# Subsequent cleaning

The right machine for every situation.

Different soils, different cleaning: Always perfect cleaning with the unique, perfectly coordinated HOLMER hybrid cleaner starting with the VarioPick and subsequent cleaning versions. HOLMER exclusively offers four different

subsequent cleaners which can be easily replaced. Making sure the perfect combination of cleaning and beet protection is always guaranteed.



HOLMER Filter Belt Cleaner – For light soil

HOLMER Cleaner – For medium-heavy to heavy soil

HOLMER VarioCleaner – For variable conditions

HOLMER CrossRoller – For stony or extremely heavy soil

HOLMER CrossRoller

Remove up to fist-size stones and extremely sticky soil effortlessly. If beets are stone free, the cross rollers can be covered with a filter belt for optimum beet protection.

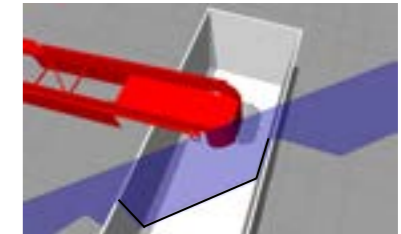
# Loading

Cost effectiveness and comfort in one.

With up to 15 meters loading width and a load height of over 6 meters, and a load angle of 332 degrees, loading points that are hard to access, large distances to bridge, and large differences in heights of loads are covered with ease.

The unique HOLMER DynaFill uses laser sensors to regulate the filling of trucks fully automatically in an innovative and intelligent way – a huge relief for drivers and those in charge.

- > HOLMER DynaFill – for a fully automatic, even filling of trucks
- > Lightweight construction – for reduction of wear and costs
- > Optional scale system is integrated in the terminal, with ideally positioned weigh bars on the straight section of truck boom for best accuracy.



This is how the HOLMER DynaFill works.

# Workplace

with feel-good guarantee.

- > Largest cab on the market
- > HOLMER SmartDrive for optimum driver relief



# Flip-out tank

for optimum stability.

# Engine and hydraulics

More performance with less consumption.

Optimum performance with minimum fuel consumption: The powerful MTU engine with SCR technology ensures economical diesel consumption due to reduced engine speeds at a maximum load performance of up to

560 tons per hour. There are sufficient power reserves available for greater power requirements, e.g. in the case of a steeper work angle on the HOLMER VarioPick for extreme dirt levels.

- > 354 PS (260 kW) MTU engine with twin turbo
- > Tier 4 final emission level with SCR technology (AdBlue)
- > Loading operation in engine's optimum range at only 1250 rpm
- > 25 mph road speed
- > HOLMER EcoPower – for optimum performance on the lowest fuel consumption
- > Load-sensing hydraulics – for optimum efficiency
- > Hydraulically driven and automatically reversing fans for cleaning the cooling system



# Technical data



<b>Engine</b>	MTU engine 6R1000, 6 cylinders; emission level Tier 4/EuroMot 4 with SCR technology (AdBlue)
<b>Performance/ Cubic capacity/ Torque</b>	260 kW (354 HP), 7.7 liters max. torque 1200 Nm
<b>Propulsion</b>	<ul style="list-style-type: none"> <li>• Mechanical axle both front and rear</li> <li>• Axles mechanically driven by drive shaft</li> <li>• Hydrostatically driven 3-speed gear box</li> </ul>
<b>Axles</b>	<ul style="list-style-type: none"> <li>• Front: Planetary steering axle with brakes</li> <li>• Rear: Planetary steering axle with brakes</li> </ul>
<b>Differential locks</b>	Front and rear axle with shift able lockwith brakes
<b>Driving speeds</b>	<ul style="list-style-type: none"> <li>• Crawl speed 0 - 0.05 mph continuously variable</li> <li>• 1st gear 0 - 10 mph continuously variable</li> <li>• 2nd gear 0 - 15 mph continuously</li> <li>• Hydrostatically driven 3-speed gear box</li> </ul>
<b>Hydraulics</b>	Propulsion: LINDE Auxiliary drive: BOSCH-REXROTH
<b>Comfortable cabin</b>	<ul style="list-style-type: none"> <li>• 3.5 m<sup>3</sup> volume</li> <li>• Comfortable swivel seat with pneumatic adjustment</li> <li>• Soundproofed, windows all round, 360° view</li> <li>• Air-conditioning, preheating, seat heating</li> <li>• Adjustable side windows, sun blinds</li> <li>• Radio with Bluetooth and hands-free speakerphone</li> <li>• Generous fridge compartment</li> <li>• Shelf compartments for large files</li> </ul> <p>Innovative operation concept HOLMER SmartDrive:</p> <ul style="list-style-type: none"> <li>• Intuitive touchscreen terminal HOLMER EasyTouch</li> <li>• Settings from all aggregates can be stored (3 programmable slots)</li> <li>• 2 ergonomic joysticks for functions constantly in use</li> </ul>
<b>Camera system</b>	4 camera series; screen can be split 1x, 3x or 4x
<b>Lights</b>	<ul style="list-style-type: none"> <li>• 3 rotating beacons</li> <li>• 10 LED soft working lights</li> <li>• 2500 lumen per light source</li> <li>• 4 xenon working lights (optional)</li> </ul>

<b>Warning device</b>	Automatic reversing of rollers
<b>Steering</b>	<ul style="list-style-type: none"> <li>• Two-wheel steering</li> <li>• Four-wheel steering</li> </ul>
<b>Central lubrication</b>	BEKA-MAX electronically controlled
<b>Fuel tank</b>	1400 l (91 l AdBlue tank); 2nd diesel filter optional
<b>Pick up angle</b>	HOLMER VarioPick from 17° to 22°
<b>In-feed conveyor</b>	900 mm width
<b>Rollers</b>	<ul style="list-style-type: none"> <li>• 4 pickup rollers</li> <li>• 6 pre- cleaning rollers</li> <li>• 8 main cleaning rollers</li> <li>• 140 mm diameter and specially hardened double hard weld on the 17 flightings</li> <li>• 8 subsequent cleaning rollers with specially hardened double application</li> </ul>
<b>Subsequent cleaners</b>	<ul style="list-style-type: none"> <li>• Filter belt (series)</li> <li>• VarioCleaner (optional)</li> <li>• HOLMERCleaner (optional)</li> <li>• CorssRoller (optional)</li> <li>• Beet brake (optional)</li> </ul>
<b>Active cleaning path</b>	35.50 m <sup>2</sup>
<b>Weighting system</b>	Pfreundt - 2 weighing cells on the loader and menu control in the terminal
<b>Water sprinkler system</b>	<ul style="list-style-type: none"> <li>• optional up to 1100 l, 4 jets in pickup, 6 jets in subsequent cleaner</li> <li>• Pressure/Time/Duration interval can be controlled from the terminal</li> <li>• No pressure on tank, can be filled at any time</li> </ul>
<b>Automatic hinge</b>	road driving or work mode (right/left) at the press of a button
<b>Counter height</b>	foldaway for greater stability
<b>Length overall</b>	14.75 m
<b>Width overall</b>	3.08 m
<b>Height overall</b>	3.96 m
<b>Axle-base</b>	4.80 m
<b>Tyres</b>	710/75 R34
<b>Loading height</b>	over 6.00 m
<b>Loading width</b>	max. 15.00 m
<b>Load angle</b>	332° of movement
<b>Pickup width (inside)</b>	9.50 m

HOLMER Maschinenbau GmbH  
Regensburger Str. 20  
84069 Schierling  
Tel. 09451/9303 0  
info@holmer-maschinenbau.com  
www.holmer-maschinenbau.com